

Scaled data based on original data using  
LM-79-08 Approved Method: Electrical and Photometric Measurements of Solid-  
State Lighting Products

Test Report Prepared for  
Cooper Lighting Solutions  
(formerly Eaton)

Brand: INVUE

Report Number: P159992

Luminaire Tested: **ENT-E01-LED-E1-SLL-ULG**

Issue Date: 03/03/2020

**Test Information**

Test Method: LM-79-08  
Report Number: P159992  
REPORT IS FROM IESNA LM-79-08 TEST DATA - UPLIGHT (P20107) AND SCALED  
Test Lab: INNOVATION CENTER-P3  
Issue Date: 03/03/2020  
Manufacturer: COOPER LIGHTING SOLUTIONS (FORMERLY EATON)  
Product Line: INVUE  
Catalog Number: ENT-E01-LED-E1-SLL-ULG  
Description: ENTRI LED LUMINAIRE WITH UPLIGHT  
(1) LIGHTBARS WITH AccuLED OPTICS - 90° SPILL LIGHT ELIMINATOR LEFT  
Light Source: (21) 4000K CCT, 70 CRI LEDs  
Ballast/Driver: -

**Summary**

Lumens per Lamp: N/A  
Luminaire Lumens: 2750.1 lumens  
Efficiency: N/A  
Efficacy: 84.1 lumens/watt  
Luminous Opening: Rectangular (W 0.17' x L: 1' x H: 0')  
IES Classification: Type IV - Short - Non-Cutoff  
BUG Rating: B1 - U3 - G1

Input Watts (W): 32.7  
Input Voltage (V): NR  
Input Current (Ain): NR  
Voltage Rise (V): NR  
Power Factor: NR  
Total Harmonic Distortion (THDi): NR  
Frequency (hertz): 60  
Stabilization Time: NR  
Operation Time: NR  
Ambient Temperature (°C): NR  
Test Distance: 25 FT

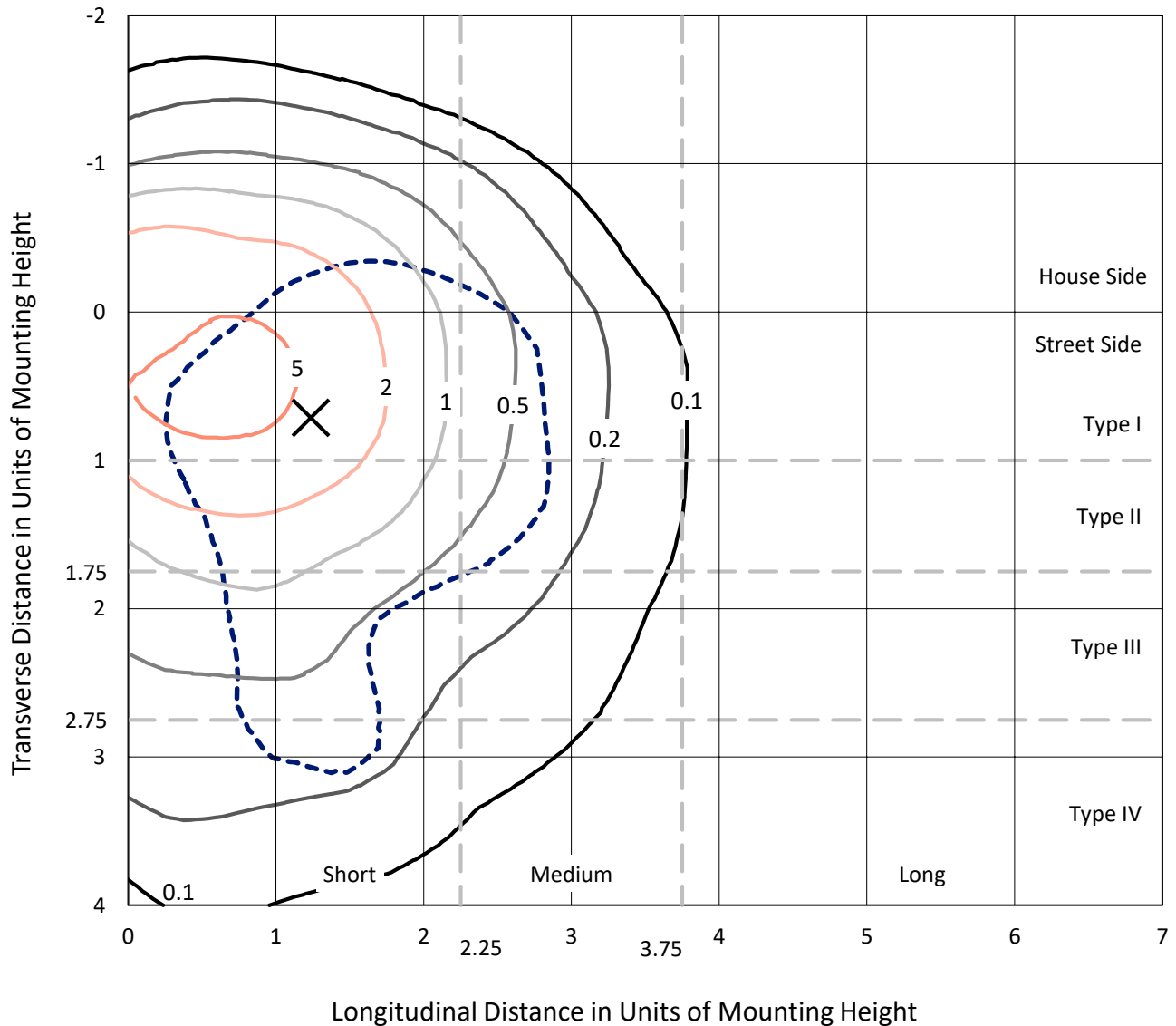


REPORT NUMBER: P159992

CATALOG NUMBER: ENT-E01-LED-E1-SLL-ULG

### Iso-Footcandle Lines of Horizontal Illumination

✕ Max cd  
 - - - 1/2 Max cd

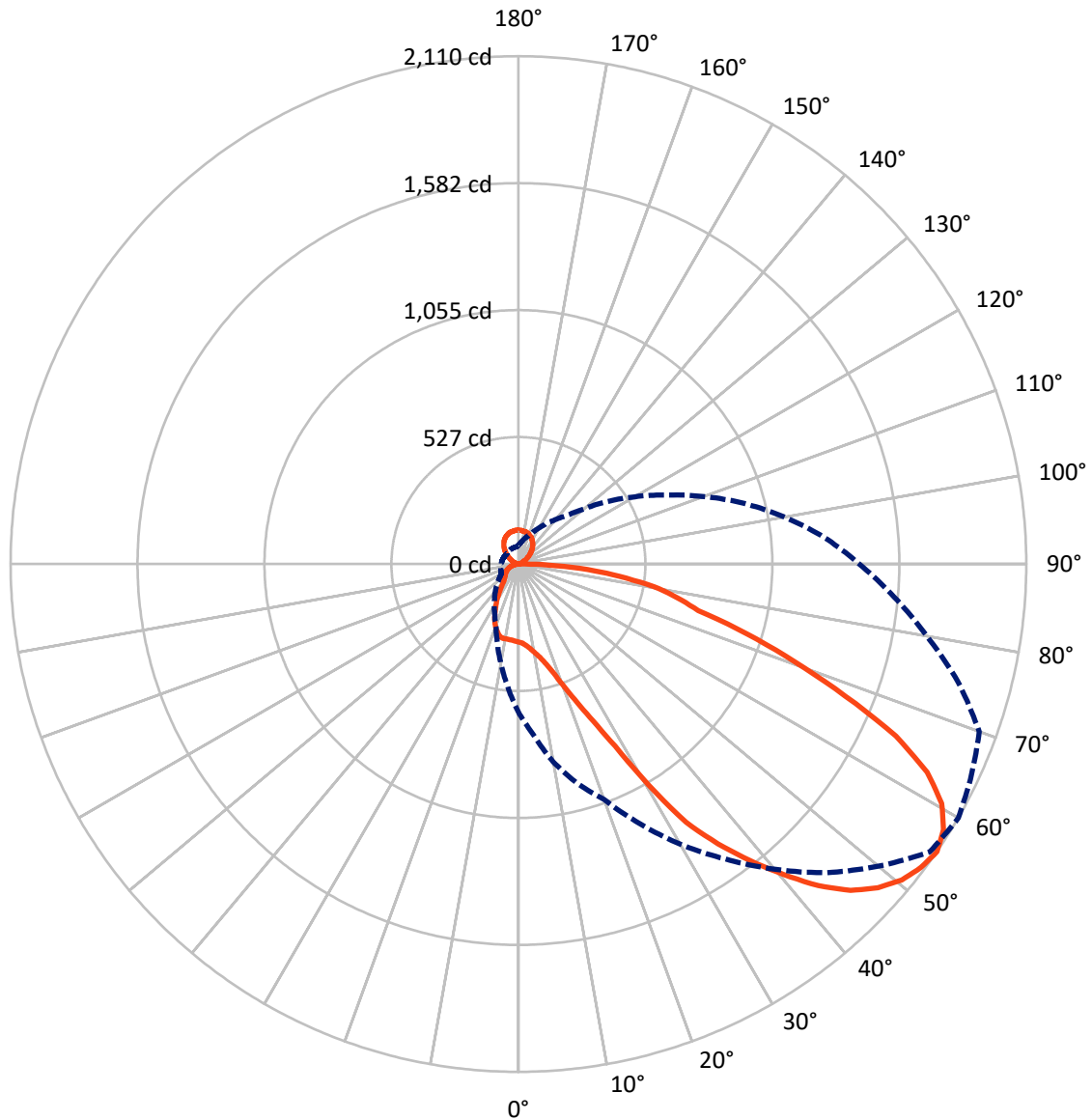


Based on 10 foot mounting height. Maximum calculated value = 7.9 fc  
 Type IV - Short - Non-Cutoff

REPORT NUMBER: P159992

CATALOG NUMBER: ENT-E01-LED-E1-SLL-ULG

### Luminous Intensity Polar Plot



— Vertical Plane Through 60-Deg Lateral      - - - Horizontal Cone Through 55-Deg Vertical

REPORT NUMBER: P159992

CATALOG NUMBER: ENT-E01-LED-E1-SLL-ULG

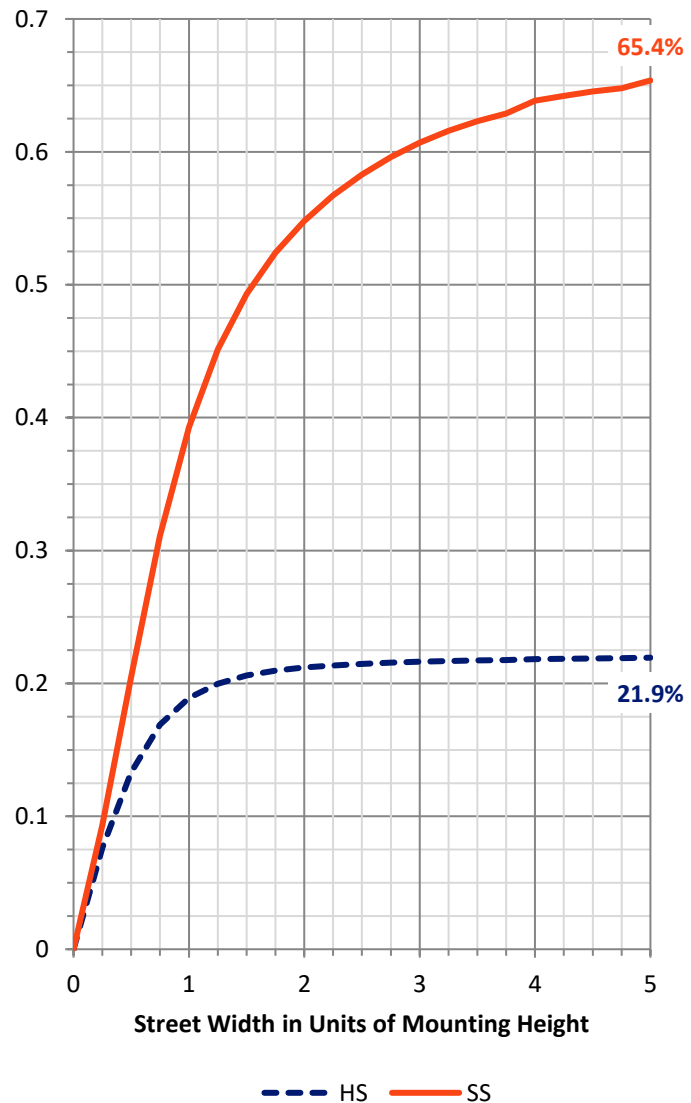
**FLUX DISTRIBUTION:**

		Downward	Upward	Total
<b>House Side</b>	Lumens	608.5	157.7	766.3
	% Fixture	22.1	5.7	27.9
<b>Street Side</b>	Lumens	1826.1	157.7	1983.8
	% Fixture	66.4	5.7	72.1
<b>Total</b>	Lumens	2434.6	315.5	2750.1
	% Fixture	88.5	11.5	100.0

**Coefficient of Utilization**

**ZONAL LUMENS:**

Zone	Lumens	% Fixture
0°-10°	32.0	1.2
10°-20°	105.1	3.8
20°-30°	203.9	7.4
30°-40°	320.4	11.7
40°-50°	428.3	15.6
50°-60°	502.5	18.3
60°-70°	476.7	17.3
70°-80°	287.8	10.5
80°-90°	78.0	2.8
90°-100°	1.3	0.0
100°-110°	12.3	0.4
110°-120°	25.2	0.9
120°-130°	43.0	1.6
130°-140°	60.0	2.2
140°-150°	65.4	2.4
150°-160°	56.9	2.1
160°-170°	38.2	1.4
170°-180°	13.3	0.5
0°-90°	2434.6	88.5
0°-180°	2750.1	100.0



REPORT NUMBER: P159992

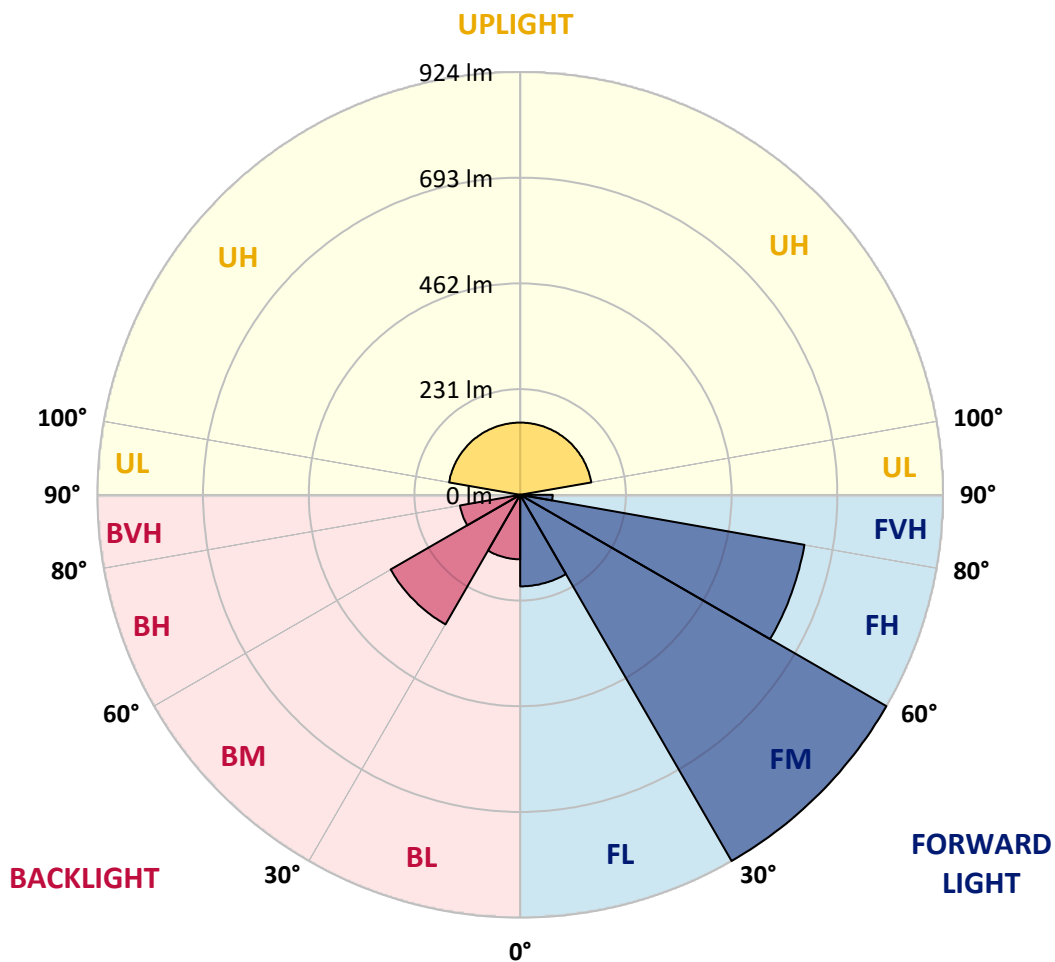
CATALOG NUMBER: ENT-E01-LED-E1-SLL-ULG

**LUMINAIRE CLASSIFICATION SYSTEM LUMEN TABLE AND BUG RATING:**

Zone		Lumens	% Fixture	Zone Rating/Lumen Limit		
				B	U	G
FL	(0°-30°)	200.1	7.3			
FM	(30°-60°)	924.2	33.6			
FH	(60°-80°)	630.9	22.9			G0/660
FVH	(80°-90°)	70.9	2.6			G1/100
BL	(0°-30°)	140.8	5.1	B1/500		
BM	(30°-60°)	327.0	11.9	B1/1000		
BH	(60°-80°)	133.6	4.9	B1/500		G1/500
BVH	(80°-90°)	7.1	0.3			G0/10
UL	(90°-100°)	1.3	0.0		U1/10	
UH	(100°-180°)	157.7	5.7		U3/500	

**BUG Rating: B1-U3-G1**

Type IV Short





REPORT NUMBER: P159992

CATALOG NUMBER: ENT-E01-LED-E1-SLL-ULG

**CANDELA DISTRIBUTION (FULL):**

	0°	5°	10°	15°	20°	25°	30°	35°	40°	45°	50°
0°	324.5	324.5	324.5	324.5	324.5	324.5	324.5	324.5	324.5	324.5	324.5
2.5°	331.5	331.0	331.5	331.0	331.0	331.0	331.5	331.0	329.5	329.5	330.0
5°	339.5	339.5	339.5	340.0	340.0	340.5	341.5	340.5	340.0	342.5	340.5
7.5°	349.0	349.0	350.5	351.0	352.5	352.5	354.5	354.0	356.0	357.5	356.0
10°	363.5	362.0	365.5	365.5	369.5	370.0	372.0	372.5	376.0	379.0	376.5
12.5°	384.5	385.5	391.5	392.5	397.5	397.5	397.5	399.5	402.0	404.0	401.5
15°	422.0	424.0	432.0	432.5	441.0	437.5	441.5	442.0	441.5	443.0	439.5
17.5°	470.5	476.0	487.5	490.0	494.0	501.0	501.0	500.0	502.5	504.0	494.5
20°	530.0	539.5	552.5	557.5	568.5	580.5	580.0	578.0	578.5	574.5	564.0
22.5°	597.0	618.5	640.0	648.0	656.0	671.0	680.5	677.5	680.0	671.0	661.5
25°	673.5	708.5	741.0	753.0	782.0	808.5	812.5	810.5	799.5	791.0	781.5
27.5°	720.5	766.5	811.0	841.5	891.0	933.5	942.0	956.0	959.5	966.5	943.5
30°	730.5	788.0	843.5	890.0	949.5	1000.0	1056.0	1097.5	1125.5	1147.5	1132.5
32.5°	737.5	802.5	864.0	922.5	971.5	1045.0	1115.5	1177.0	1259.0	1289.0	1317.5
35°	739.5	814.0	883.5	949.5	1013.0	1086.0	1161.5	1229.0	1340.0	1429.0	1490.0
37.5°	736.5	822.5	904.0	984.5	1060.0	1140.5	1220.0	1286.0	1394.0	1509.0	1591.0
40°	724.5	819.5	912.5	1003.0	1094.5	1194.0	1285.0	1356.5	1457.5	1593.5	1702.5
42.5°	709.0	807.0	909.5	1009.0	1112.0	1229.0	1339.0	1426.0	1537.5	1675.0	1799.0
45°	689.5	791.5	897.5	1002.5	1113.5	1243.5	1369.0	1480.5	1599.0	1752.0	1871.5
47.5°	665.5	769.5	881.5	988.0	1103.5	1244.0	1383.0	1510.5	1640.5	1805.0	1934.0
50°	643.0	746.5	863.5	968.5	1084.5	1231.5	1381.5	1524.0	1666.0	1836.0	1971.5
52.5°	625.5	727.0	848.0	953.0	1062.5	1211.0	1366.5	1517.5	1670.0	1840.0	1978.5
55°	614.5	711.0	835.0	942.5	1040.5	1189.0	1343.5	1495.0	1655.0	1813.5	1952.5
57.5°	616.0	708.0	827.5	940.5	1024.5	1170.0	1317.5	1463.0	1608.5	1759.5	1903.0
60°	631.5	714.5	823.5	926.5	1034.5	1172.0	1306.0	1427.5	1544.0	1683.0	1817.0
62.5°	670.5	742.0	830.0	936.0	1055.0	1191.0	1298.5	1372.5	1442.0	1581.0	1717.5
65°	744.5	806.5	877.0	970.0	1086.5	1217.5	1268.0	1283.0	1327.5	1460.0	1595.5
67.5°	817.0	890.5	930.5	990.0	1099.0	1225.0	1231.5	1167.0	1166.0	1295.0	1393.0
70°	887.0	993.5	1009.5	1042.5	1117.0	1217.0	1193.5	1069.0	1012.5	1030.0	1087.0
72.5°	841.0	1000.5	1012.0	1022.0	1066.5	1159.5	1132.5	964.5	838.0	815.5	880.0
75°	642.0	844.5	871.5	854.0	878.5	949.5	944.5	813.0	770.0	785.0	810.0
77.5°	462.0	651.0	709.5	652.5	646.0	692.0	679.0	690.0	771.5	793.5	787.5
80°	268.0	413.5	497.0	442.5	423.0	452.0	503.0	580.0	669.0	716.5	725.5
82.5°	167.5	244.0	332.0	311.0	284.5	335.5	414.5	468.5	512.5	556.0	558.5
85°	72.5	104.5	162.0	170.0	210.5	256.0	319.0	334.5	382.5	416.0	387.0
87.5°	2.5	2.5	39.0	58.0	103.0	185.0	250.5	224.0	227.0	199.0	185.5
90°	0.1	0.1	0.1	0.1	0.1	0.1	0.1	0.1	0.1	0.1	0.1
92.5°	0.1	0.1	0.1	0.1	0.1	0.1	0.1	0.1	0.1	0.1	0.1
95°	0.5	0.5	0.5	0.5	0.5	0.5	0.5	0.5	0.5	0.5	0.5
97.5°	1.5	1.5	1.5	1.5	1.5	1.5	1.5	1.5	1.5	1.5	1.5
100°	5.0	5.0	5.0	5.0	5.0	5.0	5.0	5.0	5.0	5.0	5.0
102.5°	8.8	8.8	8.8	8.8	8.8	8.8	8.8	8.8	8.8	8.8	8.8
105°	11.8	11.8	11.8	11.8	11.8	11.8	11.8	11.8	11.8	11.8	11.8
107.5°	14.7	14.7	14.7	14.7	14.7	14.7	14.7	14.7	14.7	14.7	14.7
110°	17.8	17.8	17.8	17.8	17.8	17.8	17.8	17.8	17.8	17.8	17.8



REPORT NUMBER: P159992

CATALOG NUMBER: ENT-E01-LED-E1-SLL-ULG

**CANDELA DISTRIBUTION (continued):**

	0°	5°	10°	15°	20°	25°	30°	35°	40°	45°	50°
112.5°	21.2	21.2	21.2	21.2	21.2	21.2	21.2	21.2	21.2	21.2	21.2
115°	25.0	25.0	25.0	25.0	25.0	25.0	25.0	25.0	25.0	25.0	25.0
117.5°	29.5	29.5	29.5	29.5	29.5	29.5	29.5	29.5	29.5	29.5	29.5
120°	34.8	34.8	34.8	34.8	34.8	34.8	34.8	34.8	34.8	34.8	34.8
122.5°	40.9	40.9	40.9	40.9	40.9	40.9	40.9	40.9	40.9	40.9	40.9
125°	47.8	47.8	47.8	47.8	47.8	47.8	47.8	47.8	47.8	47.8	47.8
127.5°	55.3	55.3	55.3	55.3	55.3	55.3	55.3	55.3	55.3	55.3	55.3
130°	63.0	63.0	63.0	63.0	63.0	63.0	63.0	63.0	63.0	63.0	63.0
132.5°	70.5	70.5	70.5	70.5	70.5	70.5	70.5	70.5	70.5	70.5	70.5
135°	77.9	77.9	77.9	77.9	77.9	77.9	77.9	77.9	77.9	77.9	77.9
137.5°	85.3	85.3	85.3	85.3	85.3	85.3	85.3	85.3	85.3	85.3	85.3
140°	92.5	92.5	92.5	92.5	92.5	92.5	92.5	92.5	92.5	92.5	92.5
142.5°	99.2	99.2	99.2	99.2	99.2	99.2	99.2	99.2	99.2	99.2	99.2
145°	104.9	104.9	104.9	104.9	104.9	104.9	104.9	104.9	104.9	104.9	104.9
147.5°	110.1	110.1	110.1	110.1	110.1	110.1	110.1	110.1	110.1	110.1	110.1
150°	115.1	115.1	115.1	115.1	115.1	115.1	115.1	115.1	115.1	115.1	115.1
152.5°	119.7	119.7	119.7	119.7	119.7	119.7	119.7	119.7	119.7	119.7	119.7
155°	123.7	123.7	123.7	123.7	123.7	123.7	123.7	123.7	123.7	123.7	123.7
157.5°	127.0	127.0	127.0	127.0	127.0	127.0	127.0	127.0	127.0	127.0	127.0
160°	130.3	130.3	130.3	130.3	130.3	130.3	130.3	130.3	130.3	130.3	130.3
162.5°	133.5	133.5	133.5	133.5	133.5	133.5	133.5	133.5	133.5	133.5	133.5
165°	136.0	136.0	136.0	136.0	136.0	136.0	136.0	136.0	136.0	136.0	136.0
167.5°	137.1	137.1	137.1	137.1	137.1	137.1	137.1	137.1	137.1	137.1	137.1
170°	137.4	137.4	137.4	137.4	137.4	137.4	137.4	137.4	137.4	137.4	137.4
172.5°	138.6	138.6	138.6	138.6	138.6	138.6	138.6	138.6	138.6	138.6	138.6
175°	140.5	140.5	140.5	140.5	140.5	140.5	140.5	140.5	140.5	140.5	140.5
177.5°	141.1	141.1	141.1	141.1	141.1	141.1	141.1	141.1	141.1	141.1	141.1
180°	140.8	140.8	140.8	140.8	140.8	140.8	140.8	140.8	140.8	140.8	140.8





REPORT NUMBER: P159992

CATALOG NUMBER: ENT-E01-LED-E1-SLL-ULG

**CANDELA DISTRIBUTION (continued):**

	55°	60°	65°	70°	75°	80°	85°	90°	95°	100°	105°
0°	324.5	324.5	324.5	324.5	324.5	324.5	324.5	324.5	324.5	324.5	324.5
2.5°	330.0	329.0	329.5	328.0	328.0	328.5	328.5	327.0	327.0	327.0	326.5
5°	341.5	340.5	340.0	339.0	337.5	338.5	337.0	336.0	334.5	334.0	332.5
7.5°	356.5	355.0	354.5	352.0	350.0	349.0	348.0	344.5	343.0	342.0	340.0
10°	374.0	374.0	373.0	368.0	366.5	363.0	359.5	355.5	352.5	348.0	345.5
12.5°	396.5	398.0	394.5	390.0	386.5	379.5	373.0	367.5	361.5	355.0	351.0
15°	430.0	431.0	424.0	420.0	414.5	406.5	396.5	387.5	378.5	369.5	362.0
17.5°	479.5	478.0	468.0	464.0	454.5	441.0	427.5	415.5	402.0	389.5	380.0
20°	551.0	545.0	519.0	517.5	505.5	486.5	467.0	449.5	431.5	415.5	399.5
22.5°	638.0	624.5	605.5	584.0	561.0	540.0	517.0	492.5	470.0	450.0	432.5
25°	751.5	721.5	704.0	675.0	655.0	618.0	586.0	566.5	536.0	513.0	490.5
27.5°	903.0	855.5	830.0	798.5	754.0	728.0	684.5	647.0	614.5	576.5	551.5
30°	1099.5	1064.5	1000.5	956.5	895.0	832.0	778.5	729.5	687.0	641.5	604.5
32.5°	1301.5	1279.5	1204.5	1122.5	1029.0	936.5	858.0	797.5	742.0	691.0	648.5
35°	1473.0	1427.5	1354.0	1268.0	1148.0	1041.0	941.5	864.5	795.5	732.0	678.5
37.5°	1583.5	1563.5	1489.0	1391.5	1260.0	1144.5	1041.5	950.5	864.5	781.5	712.5
40°	1706.5	1695.0	1632.5	1513.0	1391.5	1250.0	1132.5	1036.5	944.0	845.0	754.5
42.5°	1816.5	1827.0	1763.0	1658.0	1517.5	1358.0	1233.0	1126.5	1021.0	920.0	815.5
45°	1915.0	1934.0	1887.0	1789.5	1635.5	1461.0	1330.5	1214.5	1099.5	989.0	872.5
47.5°	1989.0	2009.5	1970.0	1893.5	1733.0	1547.0	1416.0	1286.0	1165.5	1038.5	915.0
50°	2051.0	2063.0	2033.0	1966.0	1812.0	1630.5	1484.5	1348.0	1214.5	1077.5	942.5
52.5°	2087.0	2094.0	2064.5	2016.0	1872.0	1692.5	1538.0	1391.0	1249.0	1104.5	960.5
55°	2085.0	2109.5	2076.0	2037.0	1890.5	1722.0	1566.0	1415.5	1274.5	1122.0	971.0
57.5°	2046.0	2082.0	2066.5	2018.0	1875.0	1720.0	1570.0	1429.5	1291.0	1128.0	966.0
60°	1971.0	2020.5	2031.5	1962.5	1813.0	1665.0	1532.0	1413.5	1275.5	1101.5	935.5
62.5°	1865.0	1905.0	1933.5	1839.5	1691.5	1551.0	1447.0	1353.5	1213.0	1023.0	872.5
65°	1705.0	1723.5	1731.5	1644.5	1499.5	1406.0	1338.0	1257.5	1101.5	911.5	775.0
67.5°	1467.0	1464.5	1472.5	1432.0	1325.0	1276.0	1231.0	1143.5	961.5	784.0	648.0
70°	1166.5	1218.5	1262.5	1219.5	1153.0	1104.0	1066.5	963.0	768.0	605.5	492.5
72.5°	949.5	992.0	1016.0	978.5	914.0	879.0	829.5	726.5	540.5	430.5	338.0
75°	802.0	771.0	785.5	762.0	702.5	652.0	623.5	510.0	354.5	285.0	210.5
77.5°	724.5	675.0	643.5	593.0	525.0	467.5	438.5	317.0	223.5	168.0	121.5
80°	640.5	572.0	490.0	408.5	350.0	314.5	294.5	181.0	123.0	97.5	70.0
82.5°	487.0	422.5	343.0	284.0	233.5	203.5	180.5	103.5	69.5	51.5	40.0
85°	312.0	287.5	262.5	233.5	195.5	157.0	121.0	75.5	51.0	29.5	22.0
87.5°	150.5	125.0	124.0	114.5	109.0	86.0	51.0	17.5	11.0	9.5	6.0
90°	0.1	0.1	0.1	0.1	0.1	0.1	0.1	0.1	0.1	0.1	0.1
92.5°	0.1	0.1	0.1	0.1	0.1	0.1	0.1	0.1	0.1	0.1	0.1
95°	0.5	0.5	0.5	0.5	0.5	0.5	0.5	0.5	0.5	0.5	0.5
97.5°	1.5	1.5	1.5	1.5	1.5	1.5	1.5	1.5	1.5	1.5	1.5
100°	5.0	5.0	5.0	5.0	5.0	5.0	5.0	5.0	5.0	5.0	5.0
102.5°	8.8	8.8	8.8	8.8	8.8	8.8	8.8	8.8	8.8	8.8	8.8
105°	11.8	11.8	11.8	11.8	11.8	11.8	11.8	11.8	11.8	11.8	11.8
107.5°	14.7	14.7	14.7	14.7	14.7	14.7	14.7	14.7	14.7	14.7	14.7
110°	17.8	17.8	17.8	17.8	17.8	17.8	17.8	17.8	17.8	17.8	17.8



REPORT NUMBER: P159992

CATALOG NUMBER: ENT-E01-LED-E1-SLL-ULG

**CANDELA DISTRIBUTION (continued):**

	55°	60°	65°	70°	75°	80°	85°	90°	95°	100°	105°
112.5°	21.2	21.2	21.2	21.2	21.2	21.2	21.2	21.2	21.2	21.2	21.2
115°	25.0	25.0	25.0	25.0	25.0	25.0	25.0	25.0	25.0	25.0	25.0
117.5°	29.5	29.5	29.5	29.5	29.5	29.5	29.5	29.5	29.5	29.5	29.5
120°	34.8	34.8	34.8	34.8	34.8	34.8	34.8	34.8	34.8	34.8	34.8
122.5°	40.9	40.9	40.9	40.9	40.9	40.9	40.9	40.9	40.9	40.9	40.9
125°	47.8	47.8	47.8	47.8	47.8	47.8	47.8	47.8	47.8	47.8	47.8
127.5°	55.3	55.3	55.3	55.3	55.3	55.3	55.3	55.3	55.3	55.3	55.3
130°	63.0	63.0	63.0	63.0	63.0	63.0	63.0	63.0	63.0	63.0	63.0
132.5°	70.5	70.5	70.5	70.5	70.5	70.5	70.5	70.5	70.5	70.5	70.5
135°	77.9	77.9	77.9	77.9	77.9	77.9	77.9	77.9	77.9	77.9	77.9
137.5°	85.3	85.3	85.3	85.3	85.3	85.3	85.3	85.3	85.3	85.3	85.3
140°	92.5	92.5	92.5	92.5	92.5	92.5	92.5	92.5	92.5	92.5	92.5
142.5°	99.2	99.2	99.2	99.2	99.2	99.2	99.2	99.2	99.2	99.2	99.2
145°	104.9	104.9	104.9	104.9	104.9	104.9	104.9	104.9	104.9	104.9	104.9
147.5°	110.1	110.1	110.1	110.1	110.1	110.1	110.1	110.1	110.1	110.1	110.1
150°	115.1	115.1	115.1	115.1	115.1	115.1	115.1	115.1	115.1	115.1	115.1
152.5°	119.7	119.7	119.7	119.7	119.7	119.7	119.7	119.7	119.7	119.7	119.7
155°	123.7	123.7	123.7	123.7	123.7	123.7	123.7	123.7	123.7	123.7	123.7
157.5°	127.0	127.0	127.0	127.0	127.0	127.0	127.0	127.0	127.0	127.0	127.0
160°	130.3	130.3	130.3	130.3	130.3	130.3	130.3	130.3	130.3	130.3	130.3
162.5°	133.5	133.5	133.5	133.5	133.5	133.5	133.5	133.5	133.5	133.5	133.5
165°	136.0	136.0	136.0	136.0	136.0	136.0	136.0	136.0	136.0	136.0	136.0
167.5°	137.1	137.1	137.1	137.1	137.1	137.1	137.1	137.1	137.1	137.1	137.1
170°	137.4	137.4	137.4	137.4	137.4	137.4	137.4	137.4	137.4	137.4	137.4
172.5°	138.6	138.6	138.6	138.6	138.6	138.6	138.6	138.6	138.6	138.6	138.6
175°	140.5	140.5	140.5	140.5	140.5	140.5	140.5	140.5	140.5	140.5	140.5
177.5°	141.1	141.1	141.1	141.1	141.1	141.1	141.1	141.1	141.1	141.1	141.1
180°	140.8	140.8	140.8	140.8	140.8	140.8	140.8	140.8	140.8	140.8	140.8



REPORT NUMBER: P159992

CATALOG NUMBER: ENT-E01-LED-E1-SLL-ULG

**CANDELA DISTRIBUTION (continued):**

	110°	115°	120°	125°	130°	135°	140°	145°	150°	155°	160°
0°	324.5	324.5	324.5	324.5	324.5	324.5	324.5	324.5	324.5	324.5	324.5
2.5°	325.5	325.0	324.0	324.0	323.5	323.0	322.5	322.5	323.0	322.0	321.5
5°	331.0	330.5	329.0	328.5	328.0	327.0	327.0	326.5	326.5	325.5	325.0
7.5°	337.5	336.5	335.5	335.0	333.5	333.5	333.5	334.5	334.5	334.5	335.0
10°	344.0	341.5	340.5	340.5	340.0	340.5	342.0	343.0	344.5	345.5	346.5
12.5°	347.5	345.0	344.0	343.0	344.5	344.5	347.0	350.0	352.5	355.0	356.0
15°	356.5	352.0	350.0	347.5	347.5	347.5	350.0	352.5	355.5	358.5	359.0
17.5°	372.0	364.0	360.0	354.5	353.0	351.0	351.0	352.0	354.0	356.5	356.5
20°	387.5	379.5	373.0	367.0	363.0	357.5	353.5	350.0	348.5	349.5	349.5
22.5°	415.5	406.0	398.0	388.0	379.0	372.0	362.0	353.5	347.0	345.0	343.5
25°	466.0	452.5	439.0	424.0	414.0	401.0	387.0	373.0	360.0	351.0	343.0
27.5°	522.0	503.5	484.0	460.5	444.5	425.0	406.5	386.5	370.5	357.0	342.5
30°	575.5	541.0	513.0	483.5	457.5	431.0	408.0	384.5	367.0	351.0	333.5
32.5°	602.0	561.0	523.0	486.0	454.5	424.0	399.0	372.5	354.0	336.0	315.0
35°	620.5	571.5	526.0	483.0	447.5	414.0	385.5	358.0	336.0	315.5	291.5
37.5°	643.5	582.0	528.5	480.5	439.0	401.0	369.0	338.0	313.0	291.0	266.0
40°	673.5	598.0	531.5	473.5	426.0	383.0	350.0	316.5	290.0	266.5	243.5
42.5°	715.0	620.0	535.0	465.0	411.5	366.5	332.5	300.0	272.0	247.0	224.0
45°	756.0	645.5	544.0	462.5	402.0	356.0	320.0	285.5	256.0	229.5	203.0
47.5°	786.5	664.5	553.5	464.0	396.5	345.0	306.5	268.0	235.0	206.0	179.0
50°	806.0	676.5	562.0	468.0	391.5	330.5	285.0	246.0	212.0	183.5	156.5
52.5°	816.0	680.0	565.0	466.5	378.5	307.5	262.0	224.5	192.0	164.0	140.0
55°	819.0	676.5	558.5	452.5	356.0	284.5	241.0	205.5	174.0	147.5	126.0
57.5°	808.5	661.5	535.5	424.0	326.0	262.5	218.5	184.0	154.0	130.5	111.0
60°	774.5	627.0	495.0	379.5	292.5	233.0	189.0	155.0	130.5	110.0	96.5
62.5°	712.5	568.5	440.0	324.0	246.5	192.5	151.0	121.5	101.5	87.0	80.0
65°	635.0	488.5	357.5	257.5	188.5	143.5	108.5	89.0	75.0	66.5	63.0
67.5°	519.0	382.0	267.5	183.5	130.0	97.5	73.5	63.0	57.0	54.5	53.5
70°	373.5	265.0	177.0	119.0	84.5	66.5	53.5	49.0	46.5	46.5	47.0
72.5°	246.0	163.5	108.0	76.0	60.0	50.0	43.5	41.5	41.5	42.5	43.0
75°	144.0	95.0	66.5	55.5	47.5	42.0	38.5	37.0	37.0	37.5	37.5
77.5°	85.0	58.5	47.5	42.0	38.5	36.0	34.0	32.0	31.5	31.5	33.0
80°	52.5	41.5	37.0	33.5	31.0	29.0	27.0	27.0	27.0	26.5	27.5
82.5°	34.0	29.5	29.0	28.0	25.0	23.0	21.0	21.0	22.0	21.0	21.5
85°	20.5	19.5	19.0	19.0	18.0	17.0	15.5	15.5	17.0	16.5	14.5
87.5°	5.5	5.0	6.5	6.0	7.0	7.0	7.0	8.0	10.5	13.5	10.0
90°	0.1	0.1	0.1	0.1	0.1	0.1	0.1	0.1	0.1	0.1	0.1
92.5°	0.1	0.1	0.1	0.1	0.1	0.1	0.1	0.1	0.1	0.1	0.1
95°	0.5	0.5	0.5	0.5	0.5	0.5	0.5	0.5	0.5	0.5	0.5
97.5°	1.5	1.5	1.5	1.5	1.5	1.5	1.5	1.5	1.5	1.5	1.5
100°	5.0	5.0	5.0	5.0	5.0	5.0	5.0	5.0	5.0	5.0	5.0
102.5°	8.8	8.8	8.8	8.8	8.8	8.8	8.8	8.8	8.8	8.8	8.8
105°	11.8	11.8	11.8	11.8	11.8	11.8	11.8	11.8	11.8	11.8	11.8
107.5°	14.7	14.7	14.7	14.7	14.7	14.7	14.7	14.7	14.7	14.7	14.7
110°	17.8	17.8	17.8	17.8	17.8	17.8	17.8	17.8	17.8	17.8	17.8



REPORT NUMBER: P159992  
 CATALOG NUMBER: ENT-E01-LED-E1-SLL-ULG

REPORT N  
 CATALOG

**CANDELA DISTRIBUTION (continued):**

**CANDELA**

	110°	115°	120°	125°	130°	135°	140°	145°	150°	155°	160°	
112.5°	21.2	21.2	21.2	21.2	21.2	21.2	21.2	21.2	21.2	21.2	21.2	0°
115°	25.0	25.0	25.0	25.0	25.0	25.0	25.0	25.0	25.0	25.0	25.0	2.5°
117.5°	29.5	29.5	29.5	29.5	29.5	29.5	29.5	29.5	29.5	29.5	29.5	5°
120°	34.8	34.8	34.8	34.8	34.8	34.8	34.8	34.8	34.8	34.8	34.8	7.5°
122.5°	40.9	40.9	40.9	40.9	40.9	40.9	40.9	40.9	40.9	40.9	40.9	10°
125°	47.8	47.8	47.8	47.8	47.8	47.8	47.8	47.8	47.8	47.8	47.8	12.5°
127.5°	55.3	55.3	55.3	55.3	55.3	55.3	55.3	55.3	55.3	55.3	55.3	15°
130°	63.0	63.0	63.0	63.0	63.0	63.0	63.0	63.0	63.0	63.0	63.0	17.5°
132.5°	70.5	70.5	70.5	70.5	70.5	70.5	70.5	70.5	70.5	70.5	70.5	20°
135°	77.9	77.9	77.9	77.9	77.9	77.9	77.9	77.9	77.9	77.9	77.9	22.5°
137.5°	85.3	85.3	85.3	85.3	85.3	85.3	85.3	85.3	85.3	85.3	85.3	25°
140°	92.5	92.5	92.5	92.5	92.5	92.5	92.5	92.5	92.5	92.5	92.5	27.5°
142.5°	99.2	99.2	99.2	99.2	99.2	99.2	99.2	99.2	99.2	99.2	99.2	30°
145°	104.9	104.9	104.9	104.9	104.9	104.9	104.9	104.9	104.9	104.9	104.9	32.5°
147.5°	110.1	110.1	110.1	110.1	110.1	110.1	110.1	110.1	110.1	110.1	110.1	35°
150°	115.1	115.1	115.1	115.1	115.1	115.1	115.1	115.1	115.1	115.1	115.1	37.5°
152.5°	119.7	119.7	119.7	119.7	119.7	119.7	119.7	119.7	119.7	119.7	119.7	40°
155°	123.7	123.7	123.7	123.7	123.7	123.7	123.7	123.7	123.7	123.7	123.7	42.5°
157.5°	127.0	127.0	127.0	127.0	127.0	127.0	127.0	127.0	127.0	127.0	127.0	45°
160°	130.3	130.3	130.3	130.3	130.3	130.3	130.3	130.3	130.3	130.3	130.3	47.5°
162.5°	133.5	133.5	133.5	133.5	133.5	133.5	133.5	133.5	133.5	133.5	133.5	50°
165°	136.0	136.0	136.0	136.0	136.0	136.0	136.0	136.0	136.0	136.0	136.0	52.5°
167.5°	137.1	137.1	137.1	137.1	137.1	137.1	137.1	137.1	137.1	137.1	137.1	55°
170°	137.4	137.4	137.4	137.4	137.4	137.4	137.4	137.4	137.4	137.4	137.4	57.5°
172.5°	138.6	138.6	138.6	138.6	138.6	138.6	138.6	138.6	138.6	138.6	138.6	60°
175°	140.5	140.5	140.5	140.5	140.5	140.5	140.5	140.5	140.5	140.5	140.5	62.5°
177.5°	141.1	141.1	141.1	141.1	141.1	141.1	141.1	141.1	141.1	141.1	141.1	65°
180°	140.8	140.8	140.8	140.8	140.8	140.8	140.8	140.8	140.8	140.8	140.8	67.5°
												70°
												72.5°
												75°
												77.5°
												80°
												82.5°
												85°
												87.5°
												90°
												92.5°
												95°
												97.5°
												100°
												102.5°
												105°
												107.5°
												110°



NUMBER: P159992  
 NUMBER: ENT-E01-LED-E1-SLL-ULG

REPORT NUMBER: P  
 CATALOG NUMBER:

**DISTRIBUTION (continued):**

**CANDELA DISTRIBUTION**

165°	170°	175°	180°	185°	190°	195°	200°	205°	210°	215°	165°	
324.5	324.5	324.5	324.5	324.5	324.5	324.5	324.5	324.5	324.5	324.5	112.5°	21.2
321.0	321.5	320.5	320.0	320.5	321.0	319.5	319.0	318.5	318.0	318.5	115°	25.0
324.5	324.5	323.0	322.0	322.0	321.5	320.0	319.5	317.5	317.0	318.5	117.5°	29.5
334.5	334.0	332.5	331.0	330.5	330.5	327.0	325.5	324.5	321.5	322.0	120°	34.8
346.0	346.0	346.5	344.5	342.0	341.5	337.5	335.0	333.5	331.0	330.0	122.5°	40.9
355.0	353.5	353.0	350.0	347.5	346.5	343.0	341.0	339.0	336.5	336.0	125°	47.8
358.0	355.0	353.0	349.5	346.5	344.5	341.5	339.5	337.0	335.5	334.5	127.5°	55.3
355.0	352.0	349.0	345.0	341.0	338.5	335.0	332.0	331.0	329.0	326.0	130°	63.0
348.5	345.0	341.5	336.5	332.0	328.5	324.5	322.0	319.0	316.0	310.0	132.5°	70.5
340.5	336.5	333.0	326.5	322.0	318.0	313.5	309.5	306.0	300.0	291.0	135°	77.9
335.0	326.5	320.5	311.5	306.5	301.5	299.5	295.5	290.5	280.0	269.0	137.5°	85.3
327.0	311.5	300.5	291.5	284.5	278.5	275.0	270.5	265.5	255.5	244.0	140°	92.5
313.5	295.5	285.0	275.5	267.5	261.0	254.5	246.0	239.5	228.0	220.0	142.5°	99.2
293.0	278.0	268.5	259.5	249.0	240.5	232.5	222.5	213.0	201.5	194.5	145°	104.9
270.0	256.5	244.5	235.0	224.0	215.5	207.0	195.5	186.5	176.0	169.5	147.5°	110.1
246.0	231.5	217.5	206.5	196.5	187.0	179.5	168.5	159.0	149.0	145.5	150°	115.1
224.5	208.0	193.0	182.0	171.0	161.5	153.5	142.0	134.0	127.0	123.0	152.5°	119.7
203.5	186.0	172.0	160.5	149.5	139.5	129.0	120.0	113.0	110.0	104.5	155°	123.7
180.0	162.0	148.5	136.0	127.0	116.5	108.5	102.5	98.0	95.5	92.0	157.5°	127.0
156.0	141.0	127.0	115.5	104.5	95.5	90.5	87.5	86.0	84.0	82.5	160°	130.3
136.5	123.5	109.5	98.5	88.5	82.0	79.5	78.0	77.0	76.0	75.5	162.5°	133.5
123.0	109.0	96.5	86.0	78.5	75.0	74.0	73.0	72.0	71.5	71.0	165°	136.0
112.5	98.5	87.0	78.0	72.5	71.5	71.0	70.0	69.0	69.0	68.0	167.5°	137.1
100.0	88.0	78.0	71.5	68.5	68.0	67.5	67.0	66.5	66.5	66.0	170°	137.4
87.0	78.0	71.5	67.0	66.0	65.0	64.0	63.0	62.5	63.5	64.0	172.5°	138.6
74.0	68.5	64.5	63.0	62.0	60.5	59.5	58.5	58.5	59.5	61.0	175°	140.5
61.5	59.5	58.5	57.5	57.0	56.5	55.5	54.5	54.5	54.5	55.5	177.5°	141.1
53.0	52.0	52.0	51.5	51.0	51.0	50.0	49.0	49.0	49.0	49.0	180°	140.8
46.5	47.0	47.0	47.0	46.5	46.0	45.5	44.5	44.0	43.0	42.0		
43.0	42.5	42.0	41.5	41.0	40.5	40.0	39.5	38.5	37.5	36.5		
38.5	37.5	36.0	35.5	35.0	34.0	34.0	33.5	32.5	31.0	30.0		
33.5	32.5	31.0	30.0	30.0	29.5	28.5	28.0	26.5	25.0	24.0		
27.0	25.5	24.0	23.5	23.0	22.5	22.0	21.5	21.0	19.5	19.0		
20.0	18.5	17.0	16.5	16.0	15.0	14.5	14.5	14.5	13.0	12.0		
13.0	11.0	9.5	8.0	8.0	7.5	6.5	5.5	4.5	3.0	2.0		
6.5	3.5	2.0	0.5	0.5	0.5	0.0	0.0	0.0	0.0	0.0		
0.1	0.1	0.1	0.1	0.1	0.1	0.1	0.1	0.1	0.1	0.1		
0.1	0.1	0.1	0.1	0.1	0.1	0.1	0.1	0.1	0.1	0.1		
0.5	0.5	0.5	0.5	0.5	0.5	0.5	0.5	0.5	0.5	0.5		
1.5	1.5	1.5	1.5	1.5	1.5	1.5	1.5	1.5	1.5	1.5		
5.0	5.0	5.0	5.0	5.0	5.0	5.0	5.0	5.0	5.0	5.0		
8.8	8.8	8.8	8.8	8.8	8.8	8.8	8.8	8.8	8.8	8.8		
11.8	11.8	11.8	11.8	11.8	11.8	11.8	11.8	11.8	11.8	11.8		
14.7	14.7	14.7	14.7	14.7	14.7	14.7	14.7	14.7	14.7	14.7		
17.8	17.8	17.8	17.8	17.8	17.8	17.8	17.8	17.8	17.8	17.8		

'159992  
 ENT-E01-LED-E1-SLL-ULG

REPORT NUMBER: P159992  
 CATALOG NUMBER: ENT-E01-I

**TION (continued):**

**CANDELA DISTRIBUTION (con**

170°	175°	180°	185°	190°	195°	200°	205°	210°	215°		220°	225°
21.2	21.2	21.2	21.2	21.2	21.2	21.2	21.2	21.2	21.2	0°	324.5	324.5
25.0	25.0	25.0	25.0	25.0	25.0	25.0	25.0	25.0	25.0	2.5°	318.5	318.0
29.5	29.5	29.5	29.5	29.5	29.5	29.5	29.5	29.5	29.5	5°	318.5	315.5
34.8	34.8	34.8	34.8	34.8	34.8	34.8	34.8	34.8	34.8	7.5°	320.0	317.5
40.9	40.9	40.9	40.9	40.9	40.9	40.9	40.9	40.9	40.9	10°	326.5	322.5
47.8	47.8	47.8	47.8	47.8	47.8	47.8	47.8	47.8	47.8	12.5°	332.0	327.5
55.3	55.3	55.3	55.3	55.3	55.3	55.3	55.3	55.3	55.3	15°	331.5	325.0
63.0	63.0	63.0	63.0	63.0	63.0	63.0	63.0	63.0	63.0	17.5°	321.0	313.5
70.5	70.5	70.5	70.5	70.5	70.5	70.5	70.5	70.5	70.5	20°	303.5	293.5
77.9	77.9	77.9	77.9	77.9	77.9	77.9	77.9	77.9	77.9	22.5°	281.0	271.5
85.3	85.3	85.3	85.3	85.3	85.3	85.3	85.3	85.3	85.3	25°	259.0	248.0
92.5	92.5	92.5	92.5	92.5	92.5	92.5	92.5	92.5	92.5	27.5°	234.5	225.0
99.2	99.2	99.2	99.2	99.2	99.2	99.2	99.2	99.2	99.2	30°	209.5	201.0
104.9	104.9	104.9	104.9	104.9	104.9	104.9	104.9	104.9	104.9	32.5°	185.5	177.5
110.1	110.1	110.1	110.1	110.1	110.1	110.1	110.1	110.1	110.1	35°	161.5	153.5
115.1	115.1	115.1	115.1	115.1	115.1	115.1	115.1	115.1	115.1	37.5°	138.5	131.0
119.7	119.7	119.7	119.7	119.7	119.7	119.7	119.7	119.7	119.7	40°	117.0	111.5
123.7	123.7	123.7	123.7	123.7	123.7	123.7	123.7	123.7	123.7	42.5°	101.5	96.5
127.0	127.0	127.0	127.0	127.0	127.0	127.0	127.0	127.0	127.0	45°	89.0	85.0
130.3	130.3	130.3	130.3	130.3	130.3	130.3	130.3	130.3	130.3	47.5°	80.0	77.0
133.5	133.5	133.5	133.5	133.5	133.5	133.5	133.5	133.5	133.5	50°	73.5	71.0
136.0	136.0	136.0	136.0	136.0	136.0	136.0	136.0	136.0	136.0	52.5°	69.5	67.5
137.1	137.1	137.1	137.1	137.1	137.1	137.1	137.1	137.1	137.1	55°	66.5	65.0
137.4	137.4	137.4	137.4	137.4	137.4	137.4	137.4	137.4	137.4	57.5°	64.5	62.5
138.6	138.6	138.6	138.6	138.6	138.6	138.6	138.6	138.6	138.6	60°	62.0	60.5
140.5	140.5	140.5	140.5	140.5	140.5	140.5	140.5	140.5	140.5	62.5°	59.5	57.5
141.1	141.1	141.1	141.1	141.1	141.1	141.1	141.1	141.1	141.1	65°	55.0	52.5
140.8	140.8	140.8	140.8	140.8	140.8	140.8	140.8	140.8	140.8	67.5°	48.5	46.5
										70°	41.0	40.5
										72.5°	34.5	34.0
										75°	29.0	29.0
										77.5°	24.0	23.5
										80°	18.5	17.5
										82.5°	10.5	10.0
										85°	1.5	1.0
										87.5°	0.0	0.0
										90°	0.1	0.1
										92.5°	0.1	0.1
										95°	0.5	0.5
										97.5°	1.5	1.5
										100°	5.0	5.0
										102.5°	8.8	8.8
										105°	11.8	11.8
										107.5°	14.7	14.7
										110°	17.8	17.8



REPORT NUMBER: P159992

CATALOG NUMBER: ENT-E01-LED-E1-SLL

LED-E1-SLL-ULG

**tinued):**

**CANDELA DISTRIBUTION (continued):**

230°	235°	240°	245°	250°	255°	260°	265°	270°		220°	225°	230°
324.5	324.5	324.5	324.5	324.5	324.5	324.5	324.5	324.5	112.5°	21.2	21.2	21.2
318.5	319.0	321.0	322.0	322.5	322.5	323.0	324.0	324.5	115°	25.0	25.0	25.0
315.5	316.5	317.5	319.0	319.5	319.5	320.0	321.5	323.0	117.5°	29.5	29.5	29.5
316.0	315.5	316.0	317.0	317.0	317.0	317.5	319.0	320.5	120°	34.8	34.8	34.8
320.0	317.0	315.0	314.5	314.0	314.0	315.0	317.0	318.5	122.5°	40.9	40.9	40.9
323.5	319.5	315.5	313.0	311.0	310.0	310.5	312.5	315.5	125°	47.8	47.8	47.8
320.5	314.5	310.0	306.5	303.5	302.5	303.0	304.5	308.0	127.5°	55.3	55.3	55.3
307.5	301.0	296.0	293.5	292.0	291.5	292.5	295.5	298.5	130°	63.0	63.0	63.0
289.0	285.5	281.0	279.5	276.5	276.5	276.0	276.0	277.5	132.5°	70.5	70.5	70.5
268.5	266.5	262.0	258.5	255.0	254.5	251.0	251.5	251.0	135°	77.9	77.9	77.9
245.0	242.5	237.0	232.0	228.0	225.5	221.5	221.0	219.5	137.5°	85.3	85.3	85.3
221.5	217.5	211.0	206.0	201.0	197.5	194.0	190.5	189.5	140°	92.5	92.5	92.5
197.5	194.0	186.5	182.0	175.0	170.0	167.0	162.0	159.5	142.5°	99.2	99.2	99.2
174.0	170.0	161.5	153.0	148.0	142.0	137.5	131.0	128.0	145°	104.9	104.9	104.9
148.0	145.5	137.0	128.0	123.5	115.5	110.0	104.5	103.5	147.5°	110.1	110.1	110.1
127.0	121.5	115.0	108.0	100.5	96.0	93.5	92.5	92.0	150°	115.1	115.1	115.1
107.5	104.0	98.0	93.0	89.5	88.5	88.5	88.5	89.0	152.5°	119.7	119.7	119.7
94.5	90.0	87.0	85.5	85.5	86.0	86.5	87.5	88.5	155°	123.7	123.7	123.7
83.5	82.0	82.0	81.5	82.5	83.5	85.0	86.5	87.5	157.5°	127.0	127.0	127.0
76.0	76.5	77.5	78.0	80.0	81.5	83.0	84.0	85.0	160°	130.3	130.3	130.3
70.0	70.5	71.5	73.0	74.5	76.5	78.0	79.0	79.5	162.5°	133.5	133.5	133.5
66.5	66.5	68.0	69.5	71.5	73.0	74.5	75.0	76.0	165°	136.0	136.0	136.0
63.5	64.0	65.5	66.5	67.5	68.5	69.5	70.0	72.0	167.5°	137.1	137.1	137.1
61.5	62.0	62.5	61.5	62.5	63.5	64.5	65.5	66.5	170°	137.4	137.4	137.4
59.0	58.0	57.0	57.0	57.5	58.5	60.5	62.0	63.5	172.5°	138.6	138.6	138.6
56.0	54.5	53.0	52.5	53.0	54.0	56.0	58.0	59.0	175°	140.5	140.5	140.5
51.0	50.5	50.0	49.5	50.0	51.0	53.0	54.5	56.0	177.5°	141.1	141.1	141.1
46.0	45.5	45.0	45.5	46.0	47.0	49.0	50.5	52.0	180°	140.8	140.8	140.8
40.0	40.0	40.0	40.5	41.0	43.0	44.5	46.5	47.0				
33.5	34.5	34.5	34.5	35.5	38.0	40.0	42.0	43.0				
28.5	28.0	29.0	29.0	30.0	32.0	33.5	35.0	35.5				
23.0	23.0	23.5	23.5	23.5	24.5	25.5	25.5	25.5				
17.0	16.5	16.0	15.0	15.0	15.5	15.5	15.5	16.5				
8.0	6.5	6.5	6.0	5.5	5.5	5.5	6.5	7.0				
0.5	0.5	0.5	0.5	0.5	0.5	0.5	1.0	1.0				
0.0	0.5	0.5	0.5	1.0	1.0	1.0	1.5	1.5				
0.1	0.1	0.1	0.1	0.1	0.1	0.1	0.1	0.1				
0.1	0.1	0.1	0.1	0.1	0.1	0.1	0.1	0.1				
0.5	0.5	0.5	0.5	0.5	0.5	0.5	0.5	0.5				
1.5	1.5	1.5	1.5	1.5	1.5	1.5	1.5	1.5				
5.0	5.0	5.0	5.0	5.0	5.0	5.0	5.0	5.0				
8.8	8.8	8.8	8.8	8.8	8.8	8.8	8.8	8.8				
11.8	11.8	11.8	11.8	11.8	11.8	11.8	11.8	11.8				
14.7	14.7	14.7	14.7	14.7	14.7	14.7	14.7	14.7				
17.8	17.8	17.8	17.8	17.8	17.8	17.8	17.8	17.8				



REPORT NUMBER: P159992

CATALOG NUMBER: ENT-E01-LED-E1-SLL-ULG

.-ULG

**CANDELA DISTRIBUTION (continued):**

235°	240°	245°	250°	255°	260°	265°	270°		275°	280°	285°	290°
21.2	21.2	21.2	21.2	21.2	21.2	21.2	21.2	0°	324.5	324.5	324.5	324.5
25.0	25.0	25.0	25.0	25.0	25.0	25.0	25.0	2.5°	324.0	325.0	325.0	326.0
29.5	29.5	29.5	29.5	29.5	29.5	29.5	29.5	5°	323.0	324.0	324.5	326.0
34.8	34.8	34.8	34.8	34.8	34.8	34.8	34.8	7.5°	321.5	323.5	324.5	326.5
40.9	40.9	40.9	40.9	40.9	40.9	40.9	40.9	10°	320.0	323.0	325.0	328.5
47.8	47.8	47.8	47.8	47.8	47.8	47.8	47.8	12.5°	318.5	321.5	325.0	328.5
55.3	55.3	55.3	55.3	55.3	55.3	55.3	55.3	15°	311.0	314.0	319.0	324.0
63.0	63.0	63.0	63.0	63.0	63.0	63.0	63.0	17.5°	300.0	303.0	307.0	311.5
70.5	70.5	70.5	70.5	70.5	70.5	70.5	70.5	20°	279.0	280.0	284.0	289.0
77.9	77.9	77.9	77.9	77.9	77.9	77.9	77.9	22.5°	249.5	249.0	251.0	256.5
85.3	85.3	85.3	85.3	85.3	85.3	85.3	85.3	25°	216.0	218.0	216.5	223.0
92.5	92.5	92.5	92.5	92.5	92.5	92.5	92.5	27.5°	185.0	186.5	188.5	191.5
99.2	99.2	99.2	99.2	99.2	99.2	99.2	99.2	30°	155.5	155.0	156.5	159.0
104.9	104.9	104.9	104.9	104.9	104.9	104.9	104.9	32.5°	125.0	124.5	125.0	127.5
110.1	110.1	110.1	110.1	110.1	110.1	110.1	110.1	35°	102.5	101.0	102.5	106.0
115.1	115.1	115.1	115.1	115.1	115.1	115.1	115.1	37.5°	92.5	92.5	94.0	96.5
119.7	119.7	119.7	119.7	119.7	119.7	119.7	119.7	40°	89.5	90.0	91.0	93.0
123.7	123.7	123.7	123.7	123.7	123.7	123.7	123.7	42.5°	89.0	89.0	89.0	90.0
127.0	127.0	127.0	127.0	127.0	127.0	127.0	127.0	45°	88.0	87.5	87.5	87.5
130.3	130.3	130.3	130.3	130.3	130.3	130.3	130.3	47.5°	85.5	85.0	85.0	85.0
133.5	133.5	133.5	133.5	133.5	133.5	133.5	133.5	50°	80.0	80.5	80.5	81.0
136.0	136.0	136.0	136.0	136.0	136.0	136.0	136.0	52.5°	76.5	77.5	78.0	79.0
137.1	137.1	137.1	137.1	137.1	137.1	137.1	137.1	55°	73.0	75.0	76.5	77.5
137.4	137.4	137.4	137.4	137.4	137.4	137.4	137.4	57.5°	67.5	69.5	71.0	73.5
138.6	138.6	138.6	138.6	138.6	138.6	138.6	138.6	60°	64.5	65.5	66.0	67.5
140.5	140.5	140.5	140.5	140.5	140.5	140.5	140.5	62.5°	60.5	61.5	62.5	63.0
141.1	141.1	141.1	141.1	141.1	141.1	141.1	141.1	65°	57.0	58.0	59.5	60.0
140.8	140.8	140.8	140.8	140.8	140.8	140.8	140.8	67.5°	53.0	54.5	55.5	56.0
								70°	48.5	50.5	51.0	52.0
								72.5°	44.0	45.0	45.5	46.5
								75°	37.0	38.5	39.5	40.0
								77.5°	27.5	29.0	30.5	32.0
								80°	17.5	19.0	20.0	21.0
								82.5°	8.0	9.5	10.0	11.0
								85°	1.5	1.5	1.5	2.0
								87.5°	1.5	2.0	2.0	2.0
								90°	0.1	0.1	0.1	0.1
								92.5°	0.1	0.1	0.1	0.1
								95°	0.5	0.5	0.5	0.5
								97.5°	1.5	1.5	1.5	1.5
								100°	5.0	5.0	5.0	5.0
								102.5°	8.8	8.8	8.8	8.8
								105°	11.8	11.8	11.8	11.8
								107.5°	14.7	14.7	14.7	14.7
								110°	17.8	17.8	17.8	17.8





REPORT NUMBER: P159992  
 CATALOG NUMBER: ENT-E01-LED-E1-SLL-ULG

**CANDELA DISTRIBUTION (continued):**

295°	300°	305°	310°	315°	320°	325°		275°	280°	285°	290°	295°
324.5	324.5	324.5	324.5	324.5	324.5	324.5	112.5°	21.2	21.2	21.2	21.2	21.2
326.0	326.5	327.5	327.5	328.5	328.5	329.5	115°	25.0	25.0	25.0	25.0	25.0
327.0	328.0	329.5	330.0	332.0	333.0	334.0	117.5°	29.5	29.5	29.5	29.5	29.5
328.5	330.0	332.0	333.5	336.0	337.5	339.0	120°	34.8	34.8	34.8	34.8	34.8
331.0	333.5	337.0	338.5	340.5	344.0	346.5	122.5°	40.9	40.9	40.9	40.9	40.9
334.5	338.0	342.5	346.5	349.0	354.0	358.0	125°	47.8	47.8	47.8	47.8	47.8
329.5	337.0	342.5	350.0	356.5	365.0	372.0	127.5°	55.3	55.3	55.3	55.3	55.3
317.5	324.5	334.0	343.5	353.5	368.0	382.0	130°	63.0	63.0	63.0	63.0	63.0
295.5	303.5	314.5	326.5	341.0	360.0	380.0	132.5°	70.5	70.5	70.5	70.5	70.5
263.5	270.5	282.5	296.0	312.5	336.0	365.0	135°	77.9	77.9	77.9	77.9	77.9
229.5	239.0	250.5	265.0	283.5	311.5	342.5	137.5°	85.3	85.3	85.3	85.3	85.3
197.0	207.0	219.5	235.5	257.0	287.0	322.5	140°	92.5	92.5	92.5	92.5	92.5
163.5	175.0	186.5	206.5	228.0	259.5	299.0	142.5°	99.2	99.2	99.2	99.2	99.2
133.5	142.0	156.0	174.0	199.0	230.0	272.0	145°	104.9	104.9	104.9	104.9	104.9
109.5	116.5	130.0	147.5	170.0	200.5	237.0	147.5°	110.1	110.1	110.1	110.1	110.1
100.0	105.5	115.0	127.5	147.5	177.0	208.0	150°	115.1	115.1	115.1	115.1	115.1
96.5	101.5	108.5	119.5	135.0	157.5	184.0	152.5°	119.7	119.7	119.7	119.7	119.7
93.0	98.0	106.0	116.0	129.0	145.0	167.5	155°	123.7	123.7	123.7	123.7	123.7
90.0	95.5	104.0	115.0	127.0	141.0	158.5	157.5°	127.0	127.0	127.0	127.0	127.0
87.0	92.0	100.5	113.0	126.0	141.0	158.5	160°	130.3	130.3	130.3	130.3	130.3
82.5	87.5	96.5	109.5	124.0	140.5	160.5	162.5°	133.5	133.5	133.5	133.5	133.5
80.0	84.5	94.0	108.5	124.0	142.0	163.5	165°	136.0	136.0	136.0	136.0	136.0
78.5	82.5	93.5	110.0	128.0	149.0	172.5	167.5°	137.1	137.1	137.1	137.1	137.1
76.0	80.5	92.0	110.5	133.0	159.0	188.5	170°	137.4	137.4	137.4	137.4	137.4
69.0	74.5	87.0	107.0	131.5	163.5	202.5	172.5°	138.6	138.6	138.6	138.6	138.6
63.5	67.0	77.5	98.5	124.0	158.5	205.0	175°	140.5	140.5	140.5	140.5	140.5
61.0	63.0	70.0	87.0	112.0	149.0	197.5	177.5°	141.1	141.1	141.1	141.1	141.1
57.5	58.5	63.5	77.0	96.0	132.0	179.0	180°	140.8	140.8	140.8	140.8	140.8
53.0	53.5	57.5	66.0	80.0	105.0	149.5						
47.5	48.5	51.0	57.0	66.0	80.5	108.5						
41.0	41.5	42.5	46.5	52.0	62.0	77.0						
33.0	33.0	34.0	36.0	39.0	46.0	55.0						
21.5	23.0	24.0	27.5	28.5	33.5	39.0						
12.5	13.5	14.0	15.0	17.5	20.0	24.0						
2.0	3.0	3.0	4.0	5.0	5.5	6.5						
2.5	2.5	2.5	2.5	3.0	3.0	3.0						
0.1	0.1	0.1	0.1	0.1	0.1	0.1						
0.1	0.1	0.1	0.1	0.1	0.1	0.1						
0.5	0.5	0.5	0.5	0.5	0.5	0.5						
1.5	1.5	1.5	1.5	1.5	1.5	1.5						
5.0	5.0	5.0	5.0	5.0	5.0	5.0						
8.8	8.8	8.8	8.8	8.8	8.8	8.8						
11.8	11.8	11.8	11.8	11.8	11.8	11.8						
14.7	14.7	14.7	14.7	14.7	14.7	14.7						
17.8	17.8	17.8	17.8	17.8	17.8	17.8						



REPORT NUMBER: P159992

CATALOG NUMBER: ENT-E01-LED-E1-SLL-ULG

**CANDELA DISTRIBUTION (continued):**

300°	305°	310°	315°	320°	325°		330°	335°	340°	345°	350°	355°
21.2	21.2	21.2	21.2	21.2	21.2	0°	324.5	324.5	324.5	324.5	324.5	324.5
25.0	25.0	25.0	25.0	25.0	25.0	2.5°	330.0	329.5	330.5	331.5	331.0	334.0
29.5	29.5	29.5	29.5	29.5	29.5	5°	335.5	335.0	336.5	337.5	338.0	340.0
34.8	34.8	34.8	34.8	34.8	34.8	7.5°	341.0	341.5	344.0	344.5	346.0	348.5
40.9	40.9	40.9	40.9	40.9	40.9	10°	347.5	350.0	353.0	354.0	356.5	359.5
47.8	47.8	47.8	47.8	47.8	47.8	12.5°	360.5	364.0	368.0	371.0	376.0	382.0
55.3	55.3	55.3	55.3	55.3	55.3	15°	378.5	387.0	393.5	399.5	407.0	414.0
63.0	63.0	63.0	63.0	63.0	63.0	17.5°	394.5	411.0	425.0	437.5	449.5	460.5
70.5	70.5	70.5	70.5	70.5	70.5	20°	402.0	428.0	450.0	473.0	496.0	511.5
77.9	77.9	77.9	77.9	77.9	77.9	22.5°	395.0	431.5	465.5	502.5	537.5	569.0
85.3	85.3	85.3	85.3	85.3	85.3	25°	380.0	425.0	475.5	528.5	581.5	629.5
92.5	92.5	92.5	92.5	92.5	92.5	27.5°	366.0	421.0	479.5	540.0	603.0	660.5
99.2	99.2	99.2	99.2	99.2	99.2	30°	347.5	407.5	471.5	534.0	602.5	670.0
104.9	104.9	104.9	104.9	104.9	104.9	32.5°	320.0	381.0	448.5	516.5	592.5	667.5
110.1	110.1	110.1	110.1	110.1	110.1	35°	287.5	348.5	417.5	489.0	573.5	658.0
115.1	115.1	115.1	115.1	115.1	115.1	37.5°	252.0	312.0	384.0	460.5	548.0	642.5
119.7	119.7	119.7	119.7	119.7	119.7	40°	222.0	275.5	350.0	433.0	525.0	623.0
123.7	123.7	123.7	123.7	123.7	123.7	42.5°	198.0	246.5	317.0	401.0	499.5	600.5
127.0	127.0	127.0	127.0	127.0	127.0	45°	184.0	224.5	289.0	372.5	473.0	577.0
130.3	130.3	130.3	130.3	130.3	130.3	47.5°	181.0	213.5	270.0	351.0	447.5	552.0
133.5	133.5	133.5	133.5	133.5	133.5	50°	184.0	214.0	261.5	337.5	428.0	529.5
136.0	136.0	136.0	136.0	136.0	136.0	52.5°	190.0	219.0	262.5	332.5	420.0	516.0
137.1	137.1	137.1	137.1	137.1	137.1	55°	199.5	232.5	273.0	337.0	419.0	510.5
137.4	137.4	137.4	137.4	137.4	137.4	57.5°	218.5	256.0	297.0	355.5	431.0	516.5
138.6	138.6	138.6	138.6	138.6	138.6	60°	242.5	287.5	337.0	399.0	460.0	536.5
140.5	140.5	140.5	140.5	140.5	140.5	62.5°	257.0	318.5	386.5	458.5	521.0	583.5
141.1	141.1	141.1	141.1	141.1	141.1	65°	255.5	331.5	427.5	530.0	608.0	668.0
140.8	140.8	140.8	140.8	140.8	140.8	67.5°	239.0	322.0	417.5	534.0	651.5	736.0
						70°	199.5	277.0	388.5	529.0	673.5	782.0
						72.5°	159.0	227.5	334.0	466.5	609.0	720.0
						75°	106.0	160.5	246.5	358.0	461.5	558.0
						77.5°	72.0	101.5	154.0	235.0	320.5	399.5
						80°	48.0	63.5	88.0	129.5	179.5	230.0
						82.5°	28.0	35.0	45.0	64.0	95.0	134.0
						85°	7.5	9.5	12.5	16.5	29.5	52.0
						87.5°	3.0	2.5	2.5	2.5	2.5	2.5
						90°	0.1	0.1	0.1	0.1	0.1	0.1
						92.5°	0.1	0.1	0.1	0.1	0.1	0.1
						95°	0.5	0.5	0.5	0.5	0.5	0.5
						97.5°	1.5	1.5	1.5	1.5	1.5	1.5
						100°	5.0	5.0	5.0	5.0	5.0	5.0
						102.5°	8.8	8.8	8.8	8.8	8.8	8.8
						105°	11.8	11.8	11.8	11.8	11.8	11.8
						107.5°	14.7	14.7	14.7	14.7	14.7	14.7
						110°	17.8	17.8	17.8	17.8	17.8	17.8



REPORT NUMBER: P159992

CATALOG NUMBER: ENT-E01-LED-E1-SLL-ULG

**CANDELA DISTRIBUTION (continued):**

360°	330°	335°	340°	345°	350°	355°	360°
324.5	112.5°	21.2	21.2	21.2	21.2	21.2	21.2
331.5	115°	25.0	25.0	25.0	25.0	25.0	25.0
339.5	117.5°	29.5	29.5	29.5	29.5	29.5	29.5
349.0	120°	34.8	34.8	34.8	34.8	34.8	34.8
363.5	122.5°	40.9	40.9	40.9	40.9	40.9	40.9
384.5	125°	47.8	47.8	47.8	47.8	47.8	47.8
422.0	127.5°	55.3	55.3	55.3	55.3	55.3	55.3
470.5	130°	63.0	63.0	63.0	63.0	63.0	63.0
530.0	132.5°	70.5	70.5	70.5	70.5	70.5	70.5
597.0	135°	77.9	77.9	77.9	77.9	77.9	77.9
673.5	137.5°	85.3	85.3	85.3	85.3	85.3	85.3
720.5	140°	92.5	92.5	92.5	92.5	92.5	92.5
730.5	142.5°	99.2	99.2	99.2	99.2	99.2	99.2
737.5	145°	104.9	104.9	104.9	104.9	104.9	104.9
739.5	147.5°	110.1	110.1	110.1	110.1	110.1	110.1
736.5	150°	115.1	115.1	115.1	115.1	115.1	115.1
724.5	152.5°	119.7	119.7	119.7	119.7	119.7	119.7
709.0	155°	123.7	123.7	123.7	123.7	123.7	123.7
689.5	157.5°	127.0	127.0	127.0	127.0	127.0	127.0
665.5	160°	130.3	130.3	130.3	130.3	130.3	130.3
643.0	162.5°	133.5	133.5	133.5	133.5	133.5	133.5
625.5	165°	136.0	136.0	136.0	136.0	136.0	136.0
614.5	167.5°	137.1	137.1	137.1	137.1	137.1	137.1
616.0	170°	137.4	137.4	137.4	137.4	137.4	137.4
631.5	172.5°	138.6	138.6	138.6	138.6	138.6	138.6
670.5	175°	140.5	140.5	140.5	140.5	140.5	140.5
744.5	177.5°	141.1	141.1	141.1	141.1	141.1	141.1
817.0	180°	140.8	140.8	140.8	140.8	140.8	140.8
887.0							
841.0							
642.0							
462.0							
268.0							
167.5							
72.5							
2.5							
0.1							
0.1							
0.5							
1.5							
5.0							
8.8							
11.8							
14.7							
17.8							

(END OF F

Cooper Lighting Solutions Photometric Lab  
1121 Highway 74 South  
Peachtree City, GA 30269

Scaled Data Report



(REPORT)